
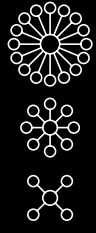


Bovary

S0811-16+8+4-WC
Ø 160 cm - H 220 cm
E14 28 x MAX 40W





S0811-24+12+6-A2
Ø 200 cm - H 300 cm
E14 42 x MAX 40W





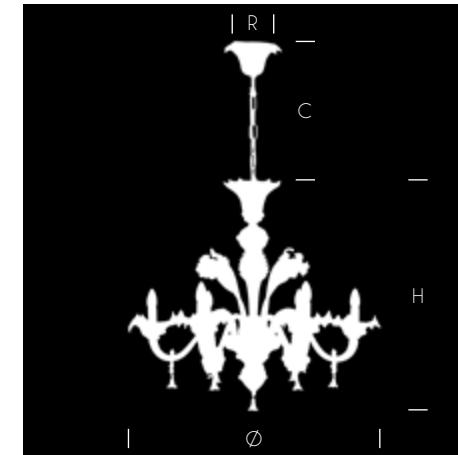
L0811-5-JCK-MG
 Ø 70 cm - H 65 cm
 E14 8 x MAX 60W



Bovary



Technical data



- R Ceiling cup / Rosone
- C Chain / Catena
- H Height / Altezza
- Ø Diameter / Diametro
- D Depth / Profondità
- W Width / Larghezza

- ⦿ Bulb / Lampadina
- ⚖ Weight / Peso
- ⊕ □ Insulation class / Classe isolamento

Colors

- W White / Bianco
- A2 Tangerine / Mandarino


- Black / Nero
- Clear / Cristallo
- Gold / Oro

General Specifications

CE IP20 UL ENEC



AP0811-2-WC
 W 35 cm - H 40 cm - D 26 cm
 ⦿ E14 2 x MAX 60W ⚖ 2 KG



L0811-5-JCK-MG
 Ø 70 cm - H 65 cm - C 30 cm - R 10 cm
 ⦿ E14 5 x MAX 60W ⚖ 8 KG



L0811-6-WC-ML
 Ø 90 cm - H 80 cm - C 30 cm - R 12 cm
 ⦿ E14 6 x MAX 60W ⚖ 11 KG



D0811-12+6-WC
 Ø 120 cm - H 120 cm - C 55 cm - R 14 cm
 ⦿ E14 18 x MAX 40W ⚖ 32 KG



S0811-16+8+4-WC
 Ø 160 cm - H 220 cm - C 55 cm - R 14 cm
 ⦿ E14 28 x MAX 40W ⚖ 60 KG



S0811-24+12+6-A2
 Ø 200 cm - H 300 cm - C 55 cm - R 14 cm
 ⦿ E14 42 x MAX 40W ⚖ 250 KG